



Welcome to Lesson 2! Wasn't it easy doing Lesson 1? That's the goal of this workbook- **teaching you to read Hebrew in an EASY and UNDERSTANDABLE way.** Now let's build on what you've learned.


Here you will learn the names and sounds of the next three letters of the Hebrew alphabet. Here are your next letters:



The third letter is "Gimel" (pronounced geemil) and looks like this- ג. Gimel- ג makes the "G" sound as in Gad.



The next letter is called "Dalet" - ד. Dalet - ד makes the "D" sound as in Dan.



After Dalet- ד is "Hey" - ה. Hey - ה makes the "H" sound as in Holy.

Now that you've been introduced to these three letters, it's time to become more acquainted with them.